




Year 1 - Art Knowledge Organiser: Printing



What I already know...


In EYFS we chose particular colours to use for a purpose.

We Explored what happens when we mix colours and experimented with paint to create different textures. Through experimental play we discovered that different media can be combined to create new effects.

What I will learn...

That artists can take inspiration from a range of things.

Katsushika Hokusai was a Japanese artist born in 1760.



Katsushika Hokusai was an artist and print-maker

Katsushika Hokusai's most famous painting is the Great Wave off Kanagawa, which is a woodblock print.

To print is to make a copy.




A **relief print** is where a design is carved into the surface a printing block. When the block is covered in ink, the lines or shapes you carve into the printing block will not have ink on them, so will not show up on your paper.

To know that foam board printing uses a pencil to draw a pattern on to the foam by pressing hard enough to leave a groove.

To know that adding white to a colour will create a lighter colour. This is called a **tint**.

To know that adding black to a colour will create a darker colour. This is called a **shade**.

Key Vocabulary

Sketch	A rough first drawing which helps you to plan your work
Line	the continuous movement of a mark from dot to dot
Tints 	To lighten a colour by adding white
Shade 	To darken a colour by adding black
Drawing	To experiment with the visual elements: line, shape and colour.
Printing	A design is made on a surface which can then be transferred using ink or paint
Relief print 	A print that is created with carved patterns, shapes and designs
carved	Using tools to shape something from a material by scraping away out of that material.

Making a difference at The Merton and beyond

Immersing ourselves in the real life story of Grace Darling, we will use video and photographic stimulus to understand how the sea moves, sounds and looks and use this to express ourselves in our artwork. We will also take inspiration from The Great Wave off Kanagawa By Hokusai, which depicts an enormous wave threatening three boats, which is one the world's most famous and recognisable works of art. Did you know that Hokusai began painting at the age of six? We hope many of our Year 1s will be able to take inspiration from this and enjoy exploring with making varying shades of blue as can be seen in sea and skies. Children will turn their skills to creating a printing block and create a sequence of 'Great Wave' prints in different shades of blue. We will make these into a calendar so it can be given as a Christmas gift to bring pleasure to and make a difference to someone we love 365 days of the year!

How to be an artist...

Disciplinary Knowledge: Art skills I will learn...

- How to use a printing block, ink and rollers to print
- How to create tints and shades by adding black and white

