





EYFS - Spring 1 - Expressive Arts and Design Knowledge Organiser



What I will learn...

- To know about the artist Henri Matisse.
- To know how to create a collage of snail using tissue paper.
- To know how to create a sea creature using craft materials.
- To know how to create seascape using foil and paint.
- To know how to make a rainmaker.
- To know how to play along to the pulse of a song using an instrument.
- To know the fruits in Handa's Surprise and explore their taste.
- To know how to recognize changes in tempo.
- To know how to play along to the rhythm of a song using an instrument.
- To know how to use pictures to represent sounds.



Key Vocabulary

Pan flute	An old musical instrument made up of 5 pipes.
Rain maker	A traditional musical instrument from Africa.
Exotic fruit	Unusual and exciting fruit, that is typically not grown in this country
Still life	A group of still objects used to create an observational drawing.
Henri Matisse	A French artist who uses colour.
Collage	A work of art using glue to stick down pieces of material on a flat surface.



Making a difference at The

Expressive Art and Design is the creative element which flows through throughout the topic. All around The World lends itself to enabling children to explore and become exposed to a range of artists, sculptures and music. Through purposeful planned activities children have access to a range of resources to enable them to create their own artwork such as; African necklaces, Arctic scenes using mixed media, Jungle artwork and so on. As part of being Imaginative we used Talk4Writing based on the book 'Handas Surprise' where children learnt actions and key phrases which they used in their small world activities.

Making a difference at home

Help someone make a fruit salad dessert using your cutting skills.

Can you teach someone to create a collage in the style of Matisse using lots of different coloured paper.