



Year 5 - Autumn - Art and Design Knowledge Organiser





What I already know...

- To understand how to use different amounts of colours to create different tones.
- Pencil sketch of a recyclable sculpture using line, shape, hatching, feathering, scrumbling and stipplings.
- Express ideas, discuss how their work makes them feel and any changes they would make.
- To know how to mix primary colours to make secondary colours.

What I will learn...

- To learn about the history of Mayan masks and why they were used. Link to artist Calixte Dakpogan.
- To use my observational skills and sketch a Mayan mask design.
- To sculpt a Mayan mask using papier-mâché.
- To use my knowledge of colour mixing and paint my Mayan mask.
- To create a glaze for my Mayan mask.

Key Vocabulary

Glaze	A smooth, shiny coating or finish to decorate or waterproof a piece of art.
Sculpture	The art of making two- or three-dimensional representative or abstract forms, especially by carving stone or wood or by casting metal or plaster.
Hatching	Shading with closely drawn parallel lines. 
Contour hatching	When the lines follow the contours of the subject. 
Cross hatching	Shading with intersecting sets of parallel lines. 
Stippling	Shading using numerous small dots or specks. 



Making a difference at The Merton

The art journey is closely linked to the topic of The Americas. Children will delve into the history of Mayan masks and why they were used during the Mayan Civilisation. They will plan, design and create a Mayan mask of their own using a variety of sculpting techniques. Links will also be made with the artist Calixte Dakpogan who created many sculptures out of recyclable materials—including Mayan masks! They will recall their sketching skills during the planning and designing phase of their art and will take great pride in their work and add to it over a period of time. We will use the art sessions as an opportunity for the children to work together, encouraging and supporting their peers while also learning how to respectfully critique and give advice to others. The art lessons for these theme will develop children's patience and resilience as they build on skills each week. They will learn that to produce a piece of work that they are proud of, time, effort and commitment must be applied.

Making a difference at home

Can you create your own sculpture using recycled materials? Practise using smoothing, layering, painting and varnishing techniques.