








Year 5 - Spring - Art and Design Knowledge Organiser


What I already know...

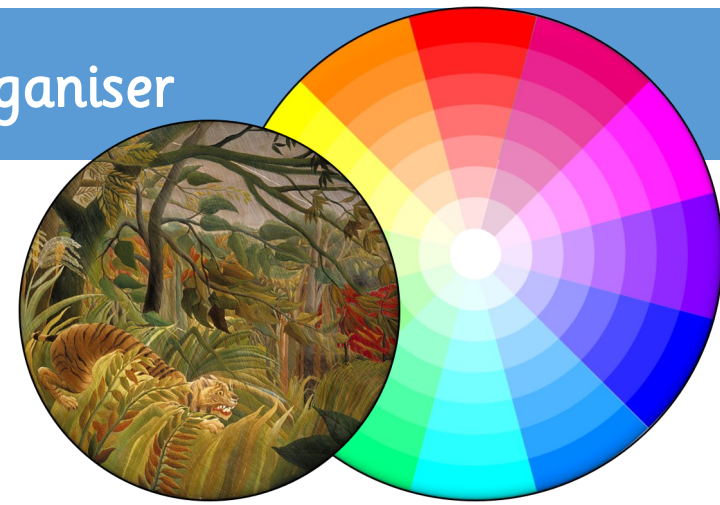
- To understand how different amounts of white and black can be used to create different gradients of colour.
- To understand how to use different amounts of colours to create different tones.
- To know how to mix primary colours to make secondary colours.

Key Vocabulary

Colour wheel	A style of art which aims to show all of the possible viewpoints of a person or an object all at once.
HB Scale	
Hatching	Shading with closely drawn parallel lines. 
Contour hatching	When the lines follow the contours of the subject. 
Cross hatching	Shading with intersecting sets of parallel lines. 
Stippling	Shading using numerous small dots or specks. 

What I will learn...

- To have an awareness of the colour wheel. 
- To know primary and secondary, warm and cold, complementary and contrasting colours.
- To understand how using layers and overlays to create new colours/textures.
- To know that different shades of HB pencils will create different tones.
- To understand the terms hatching, cross hatching, contour hatching and stippling when shading.
- To have an awareness of the HB scale.
- To know that different shades of HB pencils will create different tones.
- To understand the terms hatching, cross hatching, contour hatching and stippling when shading.
- To have an awareness of the HB scale.
- Henri Rousseau was born in 1844. He taught himself to paint in what was described as a naïve fashion. His subjects were often jungle scenes and post impressionism.
- Links to recall of previous knowledge - Pablo Picasso was a fan of his work.



Making a difference at The Merton

Our art journey will be closely linked to our topic of “The Americas”. The children will learn how to sketch and shade animals that can be found in North and South America. They will use a variety of techniques to add shading and tone to the animals that they draw. The children will learn how to create new colours and use overlays as they create a background for the animals that they have drawn. They will study some of the famous jungle scenes created by artist Henri Rousseau. We will use the art sessions as an opportunity for the children to work together, encouraging and supporting their peers while also learning how to respectfully critique and give advice to others. They will learn that to produce a piece of work that they are proud of.

Making a difference at home

Can you create your own jungle scene? Practise using layers and overlays to create unique colours and textures. When sketching, can you explore the different grades of HB pencil to create different tones? Practise using chalks when experimenting with colour.