


Literacy Activities

Week Beginning

4th May 2020

‘Stick Man’

by Julia Donaldson



Don't forget that you can email us
photos of your work at
year.r@merton.leics.sch.uk

Weekly Literacy Task:

This weeks work is based on the story Stick Man by Julia Donaldson. Don't worry if you don't have a copy.



A link to it being read online by Alex Scheffler.

<https://www.bing.com/videos/search?q=stick+man+read+by+julia+donaldson+video&docid=608009868066423329&mid=1EAB2324C79DC6B28D701EAB2324C79DC6B28D70&view=detail&FORM=VIRE>

A link to it being read online by Julia Donaldson.

<https://youtu.be/o3lCfKhsOsY>

The animation on Stick Man can also be found on BBC iPlayer.

<https://www.bbc.co.uk/iplayer/episode/b06t09rk/stick-man>

Task: Handwriting

Copy the words into your red book using pre-cursive handwriting. Don't forget to start on the line and run into your letters. Can you write the words into a simple sentence? Can you use a tricky word?

bark

dog

stick

twig

three

tree



Task: Write a Sentence

Draw a picture of Stick Man having an adventure and write a sentence to match. A word mat has been included to support your writing.

Remember to use:

Capital letters, finger spaces, full stops and to read your work back.



STICK MAN WORD MAT



Stick Man



Santa



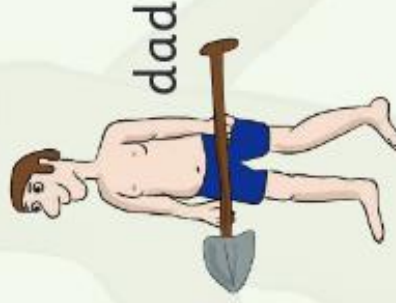
boy



Stick Lady



sandcastle



dad




spade



stick children



snowman



girl



fire

grate



swan

nest

family tree







Task: Sentence sort

Here are some sentences about Stick Man. The only problem is they have been completely jumbled up. Can you sort the sentences and write them in your red book correctly. If you are able to print this page you could cut the sentence up and re arrange it that way.


1. A dog. stick the barks

2. stick. not am a I

3. the This is best. twig


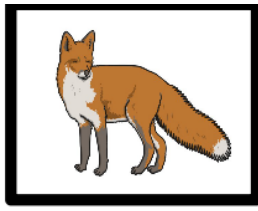


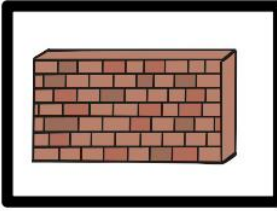
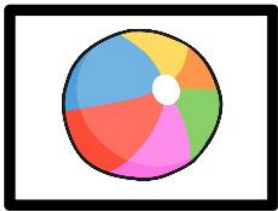



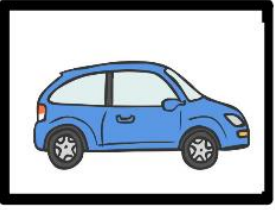





4. back I to be in tree.
long the

1. A stick barks the dog.
2. I am not a stick.
3. This twig is the best.
4. I long to be back in the tree.




Task: Rhyming words

Look at the pictures and say the words. Can you hear the rhyming pattern? Draw the three pictures and write the words underneath. Can you think of two other words to continue the rhyming string?



Task: Spot the difference.

Look closely at the two pictures. Can you spot all the differences in them? There are quite a few, some easy to spot while others not so much. It took us quite a while to spot them all, well at least we think we have spot them all! How many can you find? We found five.



Task: How else could we use a stick?

STICK MAN

Stick Man is used for lots of different things in the story.



If you found Stick Man what would you use him for?

Draw and write about 3 different ways you would use him.

--	--	--

Task: Colouring or drawing

If you have a printer you could print the pages and colour them in. Alternatively, why don't try and draw your own to colour.

